

ACA-Compliant Health Insurance Rate Filing Guidance

Nevada Rate Filing Template Instructions Version 4.2.2

Department of Business and Industry
Nevada Division of Insurance

Release Date: April 1st, 2024



Nevada Division of Insurance

Instructions for Completing the Nevada Rate Filing Template – **Version 4.2.2**

Overview	1
Submitting to the System for Electronic Rate and Form Filing (“SERFF”).....	3
Worksheet 1: Enrollment – Off Exchange.....	4
Worksheet 2: Enrollment – On Exchange	6
Worksheet 3: Plan Mapping & Rate Change.....	8
Worksheet 4: Index Rate.....	12
Worksheet 5: Plan Level Adjustments	22
Worksheet 6: Rating Factors.....	28
Worksheet 7: Risk Adjustment	29
Worksheet 8: Experience by Month - Trend Justification	31
Worksheet 8a – 8e: Experience by Month - Trend Justification by Metal Tier	38
Worksheet 8f: Experience by Month - Trend Justification – Alternate Data Source (No Metal Tiers).....	42
Worksheet 9: Nevada Experience Data (annual updates only)	44
Worksheet 10a: Worksheet 1 of the URRT for the current year	45
Worksheet 10b: Worksheet 2 of the URRT for the current year	45
Worksheet 10c: Worksheet 1 of the URRT for the prior year	45
Worksheet 10d: Worksheet 2 of the URRT for the prior year	45

Nevada Division of Insurance

Instructions for Completing the Nevada Rate Filing Template – **Version 4.2.2**

Overview

Carriers are required to complete and submit the Nevada Rate Filing Template (“the Template”) for all non-grandfathered individual and small group rate filings sold on or off the Exchange, regardless of whether the filing is for new or existing products. The data captured in the Template includes information related to enrollment, the development of the index rate, rating factors, risk adjustment transfer payments, and experience data.

The information reported in the Template is intended to be consistent with current State and Federal laws and other regulatory guidance. If any subsequent changes are made to State or Federal law and/or guidance that are in conflict with these instructions, the revised laws/guidance will supersede these instructions.

The Template is an Excel based macro-enabled workbook designed to streamline the data collection process in order to meet the Division’s goals for a more efficient rate review process.

The Template consists of the following worksheets that require input from carriers:




- [Worksheet 1 – Enrollment – Off Exchange](#)
- [Worksheet 2 – Enrollment – On Exchange](#)
- [Worksheet 3 – Plan Mapping & Rate Change](#)
- [Worksheet 4 – Index Rate Development](#)
- [Worksheet 5 – Plan Level Adjustments](#)
- [Worksheet 6 – Rating Factors](#)
- [Worksheet 7 – Risk Adjustment](#)
- [Worksheet 8– Experience by Month – Trend Justification](#)
 - [Worksheet 8a – Experience by Month – Trend Justification – Catastrophic Metal Tier](#)
 - [Worksheet 8b – Experience by Month – Trend Justification – Bronze Metal Tier](#)
 - [Worksheet 8c – Experience by Month – Trend Justification – Silver Metal Tier](#)
 - [Worksheet 8d – Experience by Month – Trend Justification – Gold Metal Tier](#)
 - [Worksheet 8e – Experience by Month – Trend Justification – Platinum Metal Tier](#)
 - [Worksheet 8f – Experience by Month – Trend Justification – Alternate Data Source](#)
- [Worksheet 9 – Nevada Experience Data \(annual updates only\)](#)
- [Worksheets 10a – 10d – Current Year URRT and Prior Year URRT \(Worksheets 1 and 2 only\)](#)

Once populated with the required information, the Template should be submitted in **both Excel and XML** formats with working formulas, in the “Supporting Documentation” tab of the NAIC’s System for Electronic Rate and Form Filing (SERFF).

Nevada Division of Insurance

Instructions for Completing the Nevada Rate Filing Template – Version 4.2.2

For purposes of completing the Template, please note the following:

- **Cell Shading:** All shaded cells are required to be populated. Except where specifically noted, in general, cells shaded green  are for the experience period, cells shaded pink  are for the current period and cells shaded blue  are for the projected rating period, as indicated in the instructions for these fields. Cells that are not shaded are calculated fields and as such do not require any input.
- **Incurred Claims** are claims after the removal of any duplicates, claims for non-covered services, or coordination of benefits (COB), and after the application of provider discounts and reduction for any cost sharing payable by the member or a governmental agency. This field also includes runout after the incurred date as well as an appropriate adjustment for claims incurred but not yet paid (IBNP) as of the reporting date.

Please note the following when completing the Template:

- **Do not** adjust allowed or incurred claims for non-medical items (e.g., quality improvement expenses) that can be added to the numerator in the federal Medical Loss Ratio (MLR) calculation. The treatment of any claims processed outside of the claims system should be consistent (inclusion or exclusion) with how such claims were handled in pricing. The actuarial memorandum should include documentation of any adjustments made for non-system claims.
- The Standard Component Plan ID field should be populated using the Standard Component Plan ID assigned in the Health Insurance Oversight System (HIOS).

The required information should contain data for all policies in the single risk pool (SRP) included in the submitted filing, including data for plans that existed during the experience period but are or will be terminated by the effective date of the rate filing (except where specifically noted throughout these instructions). This applies to all worksheets except for Worksheets 4 and 8, which may be populated with experience data other than that of the single risk pool when such other experience is used to develop the manual rate or to support trend assumptions used in the filing.

When completing sections of the template where the number of rows a carrier may enter is variable, please enter the first row of data in the first row of colored cells. Enter all subsequent rows of data in a continuous manner; do not leave any blank rows between the records.

Do not attempt to alter the format of the worksheets in any way (including adding/copying sheets) since alteration may affect the efficacy of the Division's analytical tools.

Nevada Division of Insurance

Instructions for Completing the Nevada Rate Filing Template – **Version 4.2.2**

Submitting to the System for Electronic Rate and Form Filing (“SERFF”)

When submitting the NV template to SERFF, please make sure to include both the XML output file and the Excel file. Also, be sure to use the standard naming convention when naming both files.

How to Export NV Template to XML

1. Navigate to Worksheet 1 in the NV Template
2. Click “Export to XML” (alternatively, use the keystroke Ctrl+Shift+X from any sheet)
3. Make note of the location of the saved XML file

Standard Naming Convention

Please use the following standard naming convention when naming any template files submitted to the Nevada Division of Insurance: **CarrierName_YYYYQ#mkt_v#_Template.xml**

- **CarrierName:** Up to 6 Characters which identify the carrier
- **YYYY:** four digit filing year
- **mkt:** “i” for individual “s” for small group filings
- **v#:** v followed by the version number (increment for each update to the filing)
- **Template:** indicate one of the following: NVT, RT, URRT, PBT, SAT
 - **NVT** – Nevada Rate Filing Template
 - **RT** – Rates Template
 - **URRT** – URRT Template
 - **PBT** – Plan and Benefit Template
 - **SAT** – Service Area Template

Nevada Division of Insurance

Instructions for Completing the Nevada Rate Filing Template – **Version 4.2.2**

Worksheet 1: Enrollment – Off Exchange

Worksheet 1 captures enrollment off the ACA Exchange in member months separately by rating area, metal tier, gender and age for the experience period, current period and projected rating period. Additionally, off-Exchange enrollment based on the number of covered lives as of a current date is also captured. The information entered in this worksheet will provide information related to changes in the demographic make-up of the single risk pool over time and any expected changes that may be reflected in the submitted rate filing. This information will allow the reviewer to understand the nature of related actuarial adjustments made in the rate filing and evaluate its appropriateness.

Header: This section includes basic identifying information. All information entered in this section will be automatically imported to the other worksheets in the workbook. Therefore, all carriers must complete this section, even if there are no off-Exchange plans in the single risk pool.

Company Name	ABC Health Insurance Company	SERFF Number (Current Year)	ABCD-123456789		Experience Period	
HIOS Issuer ID	123456789	Form Filing SERFF Number	ABCD-234567890		Current Period	
Effective Date of Last Rate Update		Binder Filing SERFF Number	ABCD-NV20-123456789		Projection Period	
NAIC Number	6789	Filing Year	2019			
Market	Small Group	Quarter	1			

- **Company Name:** Enter the name of the legal entity submitting the filing.
- **HIOS Issuer ID:** Enter the Health Insurance Oversight System (HIOS) ID affiliated with the issuer submitting the filing.
- **NAIC Number:** Enter the Company Code number assigned by the National Association of Insurance Commissioners (NAIC).
- **Market:** Indicate whether the filing is for policies offered in the individual or small group market by entering “Individual” or “Small Group”, respectively.
- **Rate Filing SERFF Number:** Enter the SERFF Tracking Number for this rate filing.
- **Form Filing SERFF Number:** Enter the SERFF Tracking Number for this form filing.
- **Binder Filing SERFF Number:** Enter the SERFF Tracking Number for this binder filing.
- **Filing Year:** Enter the year for which you are filing.
- **Quarter (Small Group Only):** Enter the quarter for which you are filing
- **Experience Period:** Enter the Dates used for the Experience Period as defined in the Unified Rate Review Template (“URRT”)
- **Current Period:** Enter the dates for the current period (usually up to 60 days before the filing due date). This date **MUST** be consistent with the “as of ” date for the current enrollment and current period entered on the URRT. For annual filings in Nevada, this period is January 1 through March 31 of the year the filing is submitted.
- **Projection Period:** Enter the dates for the projection period (for which you are filing)

Nevada Division of Insurance

Instructions for Completing the Nevada Rate Filing Template – Version 4.2.2

Section I - Membership by Rating Area: This section captures off-Exchange enrollment for each of the four rating areas. Enter the total member months for the experience period, current period, and projected rating period, respectively for each rating area. For new carriers, enter “0” in the ‘Experience Period’ and ‘Current Period’ columns.

Section II - Membership by Gender: This section captures off-Exchange enrollment, in member months, by gender. Enter the total member months for the experience period, current period and projected rating period separately for males and females. For new carriers, enter “0” in the ‘Experience Period’ and ‘Current Period’ columns.

Section III - Membership by Metal Level: This section captures off-Exchange enrollment by metal tier. For each metal tier (Platinum, Gold, Silver, Standard Bronze, Expanded Bronze and Catastrophic), enter the total member months for the experience period, current period and projection periods. For new carriers, enter “0” in the ‘Experience Period’ and ‘Current Period’ columns.

Section IV – Membership by Renewal Quarter – Small Group Only: This section captures enrollment by renewal quarter for small group single risk pools only. For small group single risk pools, this information will be used to verify the calculation of trend factors, which will be applied to the allowed claims to calculate the index rate. For small group, enter the projected member months for the indicated quarter. **For individual (non-group) single risk pool submissions, this entry should be left blank.**

Section V - Member Months by Age – Experience Period: This section captures off-Exchange enrollment by age for the experience period. Enter the total member months for the experience period, for the age band indicated. For new carriers, enter “0” in all cells.

Section VI - Member Months by Age – Current Period: This section captures off-Exchange enrollment by age for the current period. Enter the total member months for the current period, for the age band indicated. For new carriers, enter “0” in all cells.

Section VII - Member Months by Age – Projected Rating Period: This section captures off-Exchange enrollment by age for the projected period. Enter the total number of member months for the projected period, for the age band indicated. **This table is required to be populated by all carriers.**

Section VIII - Covered Lives by Rating Area: This section captures off-Exchange covered lives by Rating Area as of the last day of the current period. Enter the total number of covered lives as of the last day of the current period, for the rating area indicated. For new carriers, enter “0” in all cells.

Section IX - Covered Lives by Metal Tier: This section captures off-Exchange covered lives by metal tier as of the last day of the current period. Enter the total number of covered lives as of the last day of the current period, for the metal tier indicated. For new carriers, enter “0” in all cells.

Section X - Covered Lives – Current Period: This section captures off-Exchange covered lives by age and rating area for the current period. Enter the total number of covered lives as of the last day of the current period, for the age and rating area indicated. For new carriers, enter “0” in all cells.

Nevada Division of Insurance

Instructions for Completing the Nevada Rate Filing Template – **Version 4.2.2**

Worksheet 2: Enrollment – On Exchange

Worksheet 2 captures Exchange enrollment in member months separately by rating area, metal tier, gender and age for the experience period, current period and projected rating period. Additionally, Exchange enrollment based on the number of covered lives as of a current date is also captured. The information entered in this worksheet will allow the reviewer to understand changes in the demographic make-up of the single risk pool over time and evaluate the appropriateness of any actuarial adjustments that may be reflected in the submitted rate filing. Carriers with no Exchange plans should simply leave this worksheet blank. Do not delete this worksheet from the workbook.

Section I - Membership by Rating Area: This section captures Exchange enrollment for each of the four rating areas. Enter the total member months for the experience period, current period and projected rating period, respectively for each rating area. For new carriers, enter “0” in the ‘Experience Period’ and ‘Current Period’ columns.

Section II - Membership by Gender: This section captures Exchange enrollment, in member months, by gender for the experience period, current period and projection periods, respectively. Enter the total member months for the experience period, current period and projected rating period separately for males and females. For new carriers, enter “0” in the ‘Experience Period’ and ‘Current Period’ columns.

Section III - Membership by Metal Level: This section captures Exchange enrollment by metal tier. For each metal tier (Platinum, Gold, Silver, Standard Bronze, Expanded Bronze and Catastrophic), enter the total member months for the experience period, current period and projection periods. For new carriers, enter “0” in the ‘Experience Period’ and ‘Current Period’ columns.

Section IV - Membership by Cost Sharing Reduction Level: This section should be completed only for individual (non-group) single risk pools. This section captures Exchange enrollment, in member months, by cost sharing level for the experience period, current period and projection periods, respectively. Enter the total member months for the experience period, current period and projected rating period separately for each cost sharing level indicated. For new carriers, enter “0” in the ‘Experience Period’ and ‘Current Period’ columns.

Section V - Membership by Renewal Quarter - Small Group Only: This section captures Exchange enrollment by renewal quarter for small group single risk pools only. For the small group single risk pool, this information will be used to verify the calculation of trend factor, which will be applied to the allowed claims to calculate the index rate. For small group, enter the projected member months for the indicated quarter. For individual (non-group) single risk pool submissions, this entry should be left blank.

Section VI - Member Months by Age – Experience Period: This section captures Exchange enrollment by age for the experience period. Enter the total member months for the experience period, for the age band indicated. For new carriers, enter “0” in all cells.

Nevada Division of Insurance

Instructions for Completing the Nevada Rate Filing Template – **Version 4.2.2**

Section VII - Member Months by Age – Current Period: This section captures Exchange enrollment by age for the current period. Enter the total member months for the current period, for the age band indicated. For new carriers, enter “0” in all cells.

Section VIII - Member Months by Age – Projected Rating Period: This section captures Exchange enrollment by age for the projected period. Enter the total number of member months for the projected period, for the age band indicated. This table is required to be populated by all carriers.

Section IX - Covered Lives by Rating Area: This section captures on-Exchange covered lives by rating area for the current period. Enter the total number of covered lives as of the last day of the current period, for the rating area indicated. For new carriers, enter “0” in all cells.

Section X - Covered Lives by Metal Tier: This section captures on-Exchange covered lives by metal tier for the current period. Enter the total number of covered lives as of the last day of the current period, for the metal tier indicated. For new carriers, enter “0” in all cells.

Section XI - Covered Lives by Age: This section captures on-Exchange Covered Lives by age and rating area for the current period. Enter the total number of covered lives as of the last day of the current period, for the age indicated. For new carriers, enter “0” in all cells.

Nevada Division of Insurance

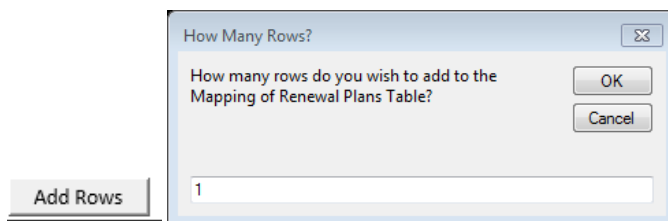
Instructions for Completing the Nevada Rate Filing Template – **Version 4.2.2**

Worksheet 3: Plan Mapping & Rate Change

All plans included in the single risk pool for the most recently approved rate filing, even if the plan has been terminated or will be terminated before the effective date of this filing, must be included in this tab.

The purpose of this worksheet is to capture the mapping of all plans from the current period that have been modified in accordance with the uniform plan modification rules¹ or have been discontinued to plans being offered in the market for the projection period and to capture the rate change by plan² **Carriers with no membership in the single risk pool for the current period should skip this worksheet. However, do not delete this worksheet from the workbook.**

You should first add the total number of rows you will need (one row per mapping). Click the “Add Rows” button, Enter in the number of rows you would like to add and click “OK.”



- **Current Period HIOS ID:** Enter the HIOS Plan ID from the current period.
- **Current Period Metal Tier:** Enter C, Std. B, Exp. B, S, G, P, respectively to represent Catastrophic, Standard Bronze, Expanded Bronze, Silver, Gold or Platinum metal tier.
- **Current enrollment:** Enter the number of members enrolled in the current period.
- **Projected Year HIOS Plan ID:** Enter the HIOS Plan ID for the Projection period.
- **Projected Metal Tier:** Enter C, Exp. B, Std. B, S, G, P, respectively to represent Catastrophic, Expanded Bronze, Standard Bronze, Silver, Gold or Platinum metal tier.
- **Year Over Year % Change – Rating Area 1:** Enter the rate change for rating area 1 as a percentage. For mapped plans, the rate change should reflect the percentage change from the terminating plan to the mapped plan projected rate. Carriers are expected to submit detailed documentation of the method used to determine the amounts entered in this field in the actuarial memorandum. Carriers will also need to provide an exhibit demonstrating the calculation of this item in an Excel spreadsheet with formulas intact.
- **Year Over Year % Change – Rating Area 2:** Enter the rate change for rating area 2 as a percentage. For mapped plans, the rate change should reflect the percentage change from the terminating plan to the mapped plan projected rate. Carriers are expected to submit detailed documentation of the method used to determine the amounts entered in this field in the actuarial memorandum. Carriers will also need to provide an exhibit demonstrating the calculation of this item in an Excel spreadsheet with formulas intact.

Nevada Division of Insurance

Instructions for Completing the Nevada Rate Filing Template – **Version 4.2.2**

¹ 45CFR 146.152, 147.106, and 148.122

² All plans included in the single risk pool for the most recently approved rate filing, even if the plan has been terminated or will be terminated before the effective date of this filing, must be included in this tab.

Nevada Division of Insurance

Instructions for Completing the Nevada Rate Filing Template – Version 4.2.2

- **Year Over Year % Change – Rating Area 3:** Enter the rate change for rating area 3 as a percentage. For mapped plans, the rate change should reflect the percentage change from the terminating plan to the mapped plan projected rate. Carriers are expected to submit detailed documentation of the method used to determine the amounts entered in this field in the actuarial memorandum. Carriers will also need to provide an exhibit demonstrating the calculation of this item in an Excel spreadsheet with formulas intact.
- **Year Over Year % Change – Rating Area 4:** Enter the rate change for rating area 4 as a percentage. For mapped plans, the rate change should reflect the percentage change from the terminating plan to the mapped plan projected rate. Carriers are expected to submit detailed documentation of the method used to determine the amounts entered in this field in the actuarial memorandum. Carriers will also need to provide an exhibit demonstrating the calculation of this item in an Excel spreadsheet with formulas intact.
- **Year Over Year % Change – All Rating Areas:** Enter the total rate change for **all rating areas** as a percentage. For mapped plans, the rate change should reflect the percentage change from the terminating plan to the mapped plan projected rate. Carriers are expected to submit detailed documentation of the method used to determine the amounts entered in this field in the actuarial memorandum. Carriers will also need to provide an exhibit demonstrating the calculation of this item in an Excel spreadsheet with formulas intact.
- **Plan Status Indicator:** Enter "T" for plans that will not be offered in the projected period, "R" for plans that will be offered in projected period and "R-CG" for plans offered by another issuer within the controlled group in and that will be renewed in projected period by the submitting issuer.

Nevada Division of Insurance

Instructions for Completing the Nevada Rate Filing Template – **Version 4.2.2**

Worksheet 4: Index Rate

This worksheet is intended to provide a standardized format for carriers to demonstrate that their index rates are in compliance with the ACA rate development framework. This worksheet is required to be completed in order to facilitate the Division’s review and to reduce the number of follow-up questions from the Division’s reviewers. However, since State and Federal regulations do not prescribe the exact formula that must be used in the development of the index rate, the Division recognizes that other methods may be used as long as they meet all regulatory requirements. If a carrier uses a different method to develop the index rate, a similar exhibit (in excel format with formulas intact), documenting the actual method used to calculate the index rate will **also** need to be provided along with a detailed description of the methodology used.

This worksheet requires carriers to report claims and adjustments at the major service category levels. The definitions for these categories should be consistent with what the carrier reports in Worksheet 1 of the Unified Rate Review Template (URRT). Sections I, II, III, V, VII, VIII, IX and X of this worksheet will be populated for all returning carriers. Additionally, sections IV and VI will need to be completed if a manual rate is being used. New carriers will need to ensure that sections I, II, IV, VI, VII, VIII, IX and X are populated. The worksheet collects the following information in ten sections.

Section I. Rate Development Basis – Data Source: This section describes the source of the data used for the development of the index rate.

I. Rate Development Basis - Data Source	
NY SRP Base Experience Start Date	
NY SRP Base Experience End Date	
Manual Rate Base Experience Start Date	
Manual Rate Base Experience End Date	
Rate Basis	
Description	

- **Base Experience Start Date:** Enter the starting incurred date for the base period experience. This field must be completed for all returning carriers, without regard for the credibility of the data. This entry should match the beginning of the experience period defined in Worksheet 1 of the URRT.
- **Base Experience End Date:** Enter the ending incurred date for the base period experience. This field must be completed for all returning carriers, regardless of the credibility of the data. This entry should match the end of the experience period defined in Worksheet 1 of the URRT.

Nevada Division of Insurance

Instructions for Completing the Nevada Rate Filing Template – **Version 4.2.2**

Manual Rate Experience Start Date: Enter the starting incurred date for the claims data used to develop the manual rate. If a manual rate is not used, leave this field blank.

- **Manual Rate Experience End Date:** Enter the ending incurred date for the claims data used to develop the manual rate. If a manual rate is not used, leave this field blank.
- **Rate Basis:** Enter basis used for the development of the index rate. Enter “NV-SRP” if the index rate is calculated based on claims data for the experience period defined in Worksheet 1 of the URRT. Enter “Manual” if the index rate is calculated based on a manual rate using data from an alternate source. Enter “Blend” if the index rate is calculated based on a blend of experience data as defined in Worksheet 1 of the URRT and an alternate data source.
- **Description:** Describe the underlying data used in rate development. For example, this description may state that the submitting carrier used experience data for the experience period defined in Worksheet 1 of the URRT and which is exclusively based on the legal entity’s policies issued in Nevada for the single risk pool included in the filing. If a manual rate is being utilized, enter a description of the data used to develop the manual rate.

Section II. Experience Data – Member Months and Earned Premium: This section collects membership and earned premium for the experience period.

- **Member Months:** In the ‘Base Period’ column, enter the total member months that underlie the claims reported for the base period experience reported in Section III of this Worksheet. In the ‘Manual Rate’ Column, enter the total member months that underlie the claims reported in Section IV upon which the manual rate is based.
- **Earned Premium:** In the ‘Base Experience’ column, enter the total earned premium for policies included in the base period experience reported in Section III of this worksheet. In the ‘Manual Rate’ column, enter the total earned premium for policies included in the experience reported in Section IV and upon which the manual rate is based.

Section III. Historical claim Cost – Base Experience: This section contains base period utilization per 1,000, the average allowed cost per service/script, and incurred claims PMPM for policies issued in Nevada by the carrier for the single risk pool included in the filing for the experience period defined in Worksheet 1 of the URRT. The net impact of pooling and private reinsurance must be separately reported by service category. All returning carriers are required to complete this section. New carriers should leave this section blank.

- **Utilization per 1,000:** Enter the annualized utilization per thousand enrollees for each of the service categories. The utilization should be reflective of both EHB and non-EHB services present in the base period experience. The unit of measure for medical services should be consistent with the measurement units reported in the URRT and on Worksheet 9.

Nevada Division of Insurance

Instructions for Completing the Nevada Rate Filing Template – **Version 4.2.2**

- **Avg. Cost per Service/Script:** Enter the average allowed cost per service/script that corresponds with the utilization measures reported in this column. The average unit costs should be reflective of the both EHB and non-EHB services present in the base period experience.
- **Allowed Claims PMPM:** This is a calculated field. Do not enter a value.
Paid to Allowed Ratio: Enter the ratio of paid to allowed claims. Carriers are expected to include in the actuarial memorandum a demonstration of the development of this ratio along with detailed support for the methodology used to determine the paid to allowed ratio.
- **Incurred Claims PMPM:** This is a calculated field. Do not enter a value.
- **Net Impact of Pooling:** Enter the estimated net increase or reduction in plan liability as a result of any large claim pooling methodology (netting pooled claims against a corresponding pooling charge). If large claim pooling is not employed in the rate development, enter zero in this field for all service categories. Carriers are expected to include in the actuarial memorandum a demonstration of the development of these adjustments along with detailed support for the methodology used to determine the adjustments using historical pooling data and other relevant information.
- **Net Impact of Private Reinsurance:** Enter the net adjustment to claims as a result of any private reinsurance arrangement utilized during the base period. As with large claim pooling, carriers are expected to demonstrate and justify the appropriateness of any adjustments in the actuarial memorandum.

Section IV - Historical Claim Cost – Manual Rate: This section contains base period utilization per 1,000, the average allowed cost per service/script, and incurred claims PMPM based on the data used in the development of the manual rate. The net impact of pooling and private reinsurance must be separately reported by service category. Complete this section only if a manual rate is used.

- **Utilization per 1,000:** Enter the annualized utilization per thousand enrollees for each of the service categories. The utilization should be reflective of both EHB and non-EHB services present in the manual rate experience period defined in Section I. The unit of measure for medical services should be consistent with the measurement units reported in the URRT and on Worksheet 9.
- **Avg. Cost per Service/Script:** Enter the average allowed cost per service/script that corresponds with the utilization measures reported in this column. The average unit costs should be reflective of the both EHB and non-EHB services present in the manual rate experience period defined in Section I.
- **Allowed Claims PMPM:** This is a calculated field. Do not enter a value.
- **Paid to Allowed Ratio:** Enter the ratio of paid to allowed claims. Carriers are expected to include in the actuarial memorandum a demonstration of the development of this ratio along with detailed support for the methodology used to determine the paid to allowed ratio.
- **Incurred Claims PMPM:** This is a calculated field. Do not enter a value.

Nevada Division of Insurance

Instructions for Completing the Nevada Rate Filing Template – Version 4.2.2

- **Net Impact of Pooling:** Enter the estimated net increase or reduction in plan liability as a result of any large claim pooling methodology (netting pooled claims against a corresponding pooling charge). If large claims pooling is not employed in the development of the manual rate, enter zero in this field for all service categories. Carriers are expected to include in the actuarial memorandum a demonstration of the development of these adjustments and justify the magnitude of these adjustments using historical pooling adjustments and other relevant information.

Net Impact of Private Reinsurance: Enter the net adjustment to claims as a result of any private reinsurance arrangement used by the carrier during the base period. As with large claim pooling, carriers are expected to demonstrate the appropriateness of any adjustments in the actuarial memorandum.

Section V – Projection Factors – Base Experience: This section contains projection factors by service category, including those that apply to utilization and unit cost, to project base period claims to the projection period, as well as any additive adjustments. Carriers are expected to include in the actuarial memorandum, detailed support for each of the adjustments detailed below.

For all multiplicative adjustments, enter the cumulative trend from the base period to the projection period, and not an annualized average amount. Multiplicative trends should be entered as 1 + the trend percentage. Entering a 1.00 indicates a 0% change in these entries. Do not leave blank, and do not enter zero. Include each adjustment in the category that best characterizes the change, ensuring that components of an adjustment are only reflected in one category to avoid double counting the impact.

Utilization Adjustments

- **Utilization per 1,000 Trend:** Enter the multiplicative utilization trend factor to project services from the base period to the projection period, for a constant population.
- **Benefit Plan Change:** Enter the multiplicative adjustment factor to reflect expected utilization changes between the base period and the projection period based on aggregate plan design changes. This adjustment can reflect changes in benefit mix (i.e., distribution of enrollment across different plans) as well as changes in specific plan designs (i.e., cost sharing).
- **Demographic Change:** Enter the multiplicative adjustment factor to reflect expected utilization changes between the base period and the projection period based on expected changes in the demographic mix of covered policyholders. It should not include changes that are reflected elsewhere. For example, if the carrier writes a number of new small groups that are younger than its average group effective during the base period and select plans with higher cost sharing than the average group, then the demographic change factor should reflect the groups' relative youth while the benefit plan change reflects the relative utilization change from the cost sharing designs of the new policyholders.
- **Morbidity Change:** Enter the multiplicative adjustment factor to reflect expected utilization changes between the base period and the projection period based on expected changes in the

Nevada Division of Insurance

Instructions for Completing the Nevada Rate Filing Template – Version 4.2.2

morbidity of the covered policyholders. This adjustment should not include changes that are reflected elsewhere. For example, if changes in risk scores are used as a proxy for changes in morbidity, the demographic component of the risk score must only be reflected once, either in Morbidity Change or in Demographic Change. For example, if the carrier acquires a block of small groups that it knows has a higher risk score and lower member cost sharing than its average small group, then the morbidity change factor should reflect the relative health of the population change while the benefit plan change reflects the relative utilization from cost sharing of the new policyholders.

Other Change: Enter the multiplicative adjustment factor for other expected utilization changes that are not reflected elsewhere. In addition to the required support for the adjustment factor, the actuary should include a detailed description of the components of this factor in the actuarial memorandum.

Unit Cost Adjustments

- **Provider Payment or Discount Change:** Enter the multiplicative adjustment factor to reflect expected changes in contracts with providers or PBMs between the base period and the projection period.
- **Benefit or Formulary Change:** Enter the multiplicative adjustment factor to reflect expected changes in average cost as a result of changes in benefit plans or formularies between the base period and the projection period. For example, if a carrier changes its benefit design from a four tier to a three-tier formulary, an increase in the number of generic prescriptions as well as a corresponding change in generic costs may be expected. Carriers should enter such cost changes in this column. As with the utilization adjustments, do not include any changes in this adjustment field that are better reflected in another adjustment field.
- **Service Mix or Morbidity Change:** Enter the multiplicative adjustment factor to reflect expected changes in average cost as a result of changes in expected service mix or morbidity. For example, if the carrier acquires a block of small groups that it knows has a higher risk score, then the carrier should reflect any anticipated changes in service mix from this increased morbidity in the service mix or morbidity change field. Do not include any changes in this adjustment field that are better reflected in another adjustment field. For example, if the full impact of morbidity change is reflected in the utilization adjustment for Morbidity Change, no additional service mix adjustment related to morbidity should be included here.
- **Other Change:** Enter the multiplicative adjustment factor for other expected utilization changes that are not reflected elsewhere. In addition to the required support for the adjustment factor, the actuary should include a detailed description of the components of this factor in the actuarial memorandum.

Nevada Division of Insurance

Instructions for Completing the Nevada Rate Filing Template – **Version 4.2.2**

Additive Adjustments

- **Utilization per 1,000:** The additive adjustments are intended to reflect the introduction of new benefits or the removal of existing benefits. The utilization per 1,000 assumption should reflect the expected utilization of the benefit being added or removed. If a benefit is being removed from the base experience, the utilization adjustment should be reflected as a negative number. In addition, any benefits that are removed should be reflected after adjustment for trend, morbidity, contracted reimbursement, etc. Entering a zero indicates no benefit change. **Do not leave blank.**
- **Unit Cost:** Additive adjustments are intended to reflect the introduction of new benefits or the removal of existing benefits relative to those covered in the base period. The unit cost assumption should reflect the expected cost of the benefit being added or removed. If the benefit is being removed from the base experience, the unit cost should be positive. Entering a zero indicates no benefit change. **Do not leave blank.**

Section VI Projection Factors – Manual Rate: This section contains projection factors by service category, including those that apply to utilization and unit cost, to project claims to the projection period, as well as any additive adjustments used in the development of the manual rate.

For all multiplicative adjustments, enter the cumulative trend from the manual rate experience period to the projection period, and not an annualized average amount. Multiplicative trends should be entered as 1 + the trend percentage. Entering a 1.00 indicates a 0% change in these entries. Do not leave blank, and do not enter zero. To avoid double counting, the actuary should include an adjustment in the category that best characterizes the change, ensuring that components of an adjustment are only reflected in one category.

Utilization Adjustments – Manual Rate

- **Utilization per 1,000 Trend:** Enter the multiplicative utilization trend factor to project services from the base period to the projection period, for a constant population.
- **Benefit Plan Change:** Enter the multiplicative adjustment factor to reflect expected utilization changes between the base period and the projection period based on aggregate plan design changes. This adjustment can reflect changes in benefit mix (i.e., distribution of enrollment across different plans) as well as changes in specific plan designs (i.e., cost sharing).
- **Demographic Change:** Enter the multiplicative adjustment factor to reflect expected utilization changes between the base period and the projection period based on expected changes in the demographic mix of covered policyholders. It should not include changes that are reflected elsewhere. For example, if the carrier writes a number of new small groups that are younger than its average group effective during the base period and select plans with higher cost sharing than the average group, then the demographic change factor should reflect the groups' relative youth while the benefit plan change reflects the relative utilization change from the cost sharing designs of the new policyholders.

Nevada Division of Insurance

Instructions for Completing the Nevada Rate Filing Template – Version 4.2.2

- **Morbidity Change:** Enter the multiplicative adjustment factor to reflect expected utilization changes between the base period and the projection period based on expected changes in the morbidity of the covered policyholders. This adjustment should not include changes that are reflected elsewhere. For example, if changes in risk scores are used as a proxy for changes in morbidity, the demographic component of the risk score must only be reflected once, either in Morbidity Change or in Demographic Change. As another example, if the carrier acquires a block of small groups that it knows has a higher risk score and lower member cost sharing than its average small group, then the morbidity change factor should reflect the relative health of the population change while the benefit plan change reflects the relative utilization from cost sharing of the new policyholders.
- **Other Change:** Enter the multiplicative adjustment factor for other expected utilization changes that are not reflected elsewhere. In addition to the required support for the adjustment factor, the actuary should include a detailed description of the components of this factor in the actuarial memorandum.

Unit Cost Adjustments – Manual Rate

- **Provider Payment or Discount Change:** Enter the multiplicative adjustment factor to reflect expected changes in contracts with providers or PBMs between the base period and the projection period.
- **Benefit or Formulary Change:** Enter the multiplicative adjustment factor to reflect expected changes in average cost as a result of changes in benefit plans or formularies between the base period and the projection period. For example, if a carrier changes its benefit design from a four tier to a three-tier formulary, they might expect to see an increase in the number of generic prescriptions as well as a corresponding change in generic costs. Carriers should enter such cost changes in this column. As with the utilization adjustments, do not include any changes in this adjustment field that are better reflected in another adjustment field.
- **Service Mix or Morbidity Change:** Enter the multiplicative adjustment factor to reflect expected changes in average cost as a result of changes in expected service mix or morbidity. For example, if the carrier acquires a block of small groups that it knows has a higher risk score, then the carrier should reflect any anticipated changes in service mix from this increased morbidity in the service mix or morbidity change field. Do not include any changes in this adjustment field that are better reflected in another adjustment field. For example, if the full impact of morbidity change is reflected in the utilization adjustment for Morbidity Change, no additional service mix adjustment related to morbidity should be included here.
- **Other Change:** Enter the multiplicative adjustment factor for other expected utilization changes that are not reflected elsewhere. In addition to the required support for the adjustment factor, the actuary should include a detailed description of the components of this factor in the actuarial memorandum.

Nevada Division of Insurance

Instructions for Completing the Nevada Rate Filing Template – **Version 4.2.2**

Additive Adjustments – Manual Rate

- **Utilization per 1,000:** The additive adjustments are intended to reflect the introduction of new benefits or the removal of existing benefits. (For example, the carrier would employ these additive adjustments to reflect the introduction of EHBs to the historical benefit plan design.) The utilization per 1,000 assumption should reflect the expected utilization of the benefit being added or removed. If the benefit is being removed from the base experience, it should reflect a negative utilization. In addition, any benefits that are removed should be reflected after adjustment for trend, morbidity, contracted reimbursement, etc. Entering a zero indicates no benefit change. **Do not leave blank if a manual rate is used.**
- **Unit Cost:** The additive adjustments are intended to reflect the introduction of new benefits or the removal of existing benefits relative to those covered in the base period. The unit cost assumption should reflect the expected cost of the benefit being added or removed. If the benefit is being removed from the base experience, the unit cost should be positive. Entering a zero indicates no benefit change. **Do not leave blank if a manual rate is used.**

Section VII: Projected Experience – NV SRP: This section calculates the projected allowed cost per member per month by major service category based on information entered in sections III and V. These are all calculated fields. **Do not** enter any information in this section.

Section VIII: Projected Experience – Manual Rate and Credibility: This section calculates the manual rate utilization per 1,000 and average cost per service/script for the projection period, projected allowed cost per member per month by major service category based on information entered in sections IV and VI. This section also requires input of the credibility weight, reported separately by service category.

- **Credibility Weights:** Enter the expected credibility weight by service category as a percentage. Carriers are allowed to vary the credibility weights by service category (e.g., because of the presence of capitation or the introduction of a new benefit). The carriers should be prepared to support any variation in the credibility weights by category as well as the implied aggregate credibility weight. The credibility weights should not exceed 100%, and if the base experience is fully credible, the credibility weights should be entered as 100%.

Section IX - Projected Index Rate: This section contains the index rate calculation, index rate adjustments (risk adjustment, Exchange user fees), and the average member cost sharing.

- **Allowed Claims:** This is a calculated field. Do not enter a value.
- **Non-EHB Services:** Enter the projected allowed costs associated with any non-EHB services included in the projection. These projected costs should be reflected on a PMPM basis.
- **Index Rate:** This is a calculated field. Do not enter a value.

Nevada Division of Insurance

Instructions for Completing the Nevada Rate Filing Template – Version 4.2.2

- **Risk Adjustment:** Enter the expected charge to or payment from the risk adjustment program, including any risk adjustment user fees. The amount should be reflected on an allowed cost PMPM basis. For the projected period, this field includes the impact of the high-cost enrollee risk pool but does NOT include the fee paid for participation in the risk adjustment program. Carriers that expect to receive a net payment from the risk adjustment program should enter a positive number and carriers that expect to pay into the risk adjustment program should enter a negative amount.
- **Exchange User Fees:** Enter the expected Exchange user fees as determined by the Silver State Health Insurance Exchange for the applicable year. For the projected period, this fee is 3.05% of premium. The payment should be reflected on an allowed cost PMPM basis as a positive amount (will not match URRT).
- **Market Adjusted Index Rate:** This is a calculated field. Do not enter a value.
- **Paid to Allowed Ratio:** Enter the average Paid to Allowed ratio across all plans.
- **Paid Claims:** This is a calculated field. Do not enter a value.
- **Administrative Expenses:** This is a calculated field. Do not enter a value.
- **Taxes & Fees:** This is a calculated field. Do not enter a value.
- **Profit and Risk:** This is a calculated field. Do not enter a value.
- **Total Retention:** This is a calculated field. Do not enter a value.
- **Gross EHB Premium:** This is a calculated field. Do not enter a value.

Section X - Retention: This section collects information related to administrative expenses, taxes and fees. All entries should be represented as a percentage of premium.

- **General Administration and Claims:** Enter the total costs related to the general administration of the business as a percentage of premium.
- **Agent/Broker Fees and Commissions:** Enter the total costs related to payments made to brokers or agents for their service in facilitating sales or services of policyholders as a percentage of premium. Do not include any Exchange user fees in this category.
- **Quality Improvement Initiatives:** Enter the total costs, as a percentage of premium, related to quality improvement and fraud detection. Include only those amounts that can be added to the numerator for purposes of calculating the Federal medical loss ratio (MLR).
- **Other Expenses:** For any expense items that have not already been included above, enter the total non-claim expenses as a percentage of premium.
- **Total Administration Expenses:** This is a calculated field. Do not enter a value.
- **PCORI Fees:** Enter the total amount of the fee for the Patient-Centered Outcomes Research Institute (PCORI) as a percentage of premium. Also, enter the dollar amount of the PCORI fee in cell L76.
- **NV Premium Tax:** Enter the total costs, as a percentage of premium, related to payments made to a state or municipality based on premiums paid by insured individuals or groups.
- **Federal Income Tax:** Enter the total cost for fees paid related to federal income taxes as a

Nevada Division of Insurance

Instructions for Completing the Nevada Rate Filing Template – **Version 4.2.2**
percentage of premium.

- **Health Insurance Providers Fee (ACA Tax):** Enter the total cost for fees paid related to the health insurer's providers' fee, as a percentage of premium.
- **Risk Adjustment Fees:** Enter the total cost related to the fee paid for participation in the risk adjustment program.
- **Other Taxes:** Enter the total costs related to payments made to a state or municipality based on other, non-premium taxes. Include only those amounts that can be subtracted from the premium for purposes of calculating the Federal MLR.
- **Total Taxes and Fees:** This is a calculated field. Do not enter a value.
- **Profit/Risk:** Enter the total amount earmarked for profit and risk charge, as a percentage of premium.
- **Total Retention:** This is a calculated field. Do not enter a value.

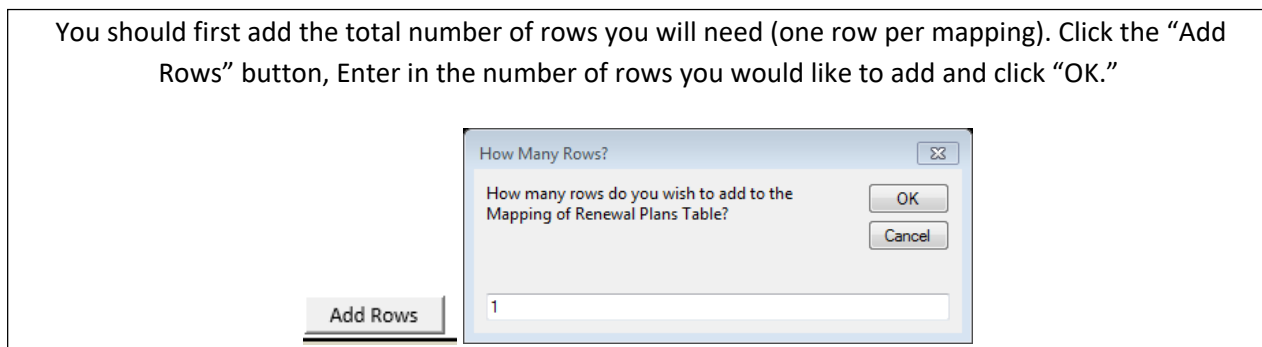
Nevada Division of Insurance

Instructions for Completing the Nevada Rate Filing Template – **Version 4.2.2**

Worksheet 5: Plan Level Adjustments

This worksheet collects information relating to allowable plan level adjustments for the applicable single risk pool.

You should first add the total number of rows you will need (one row per mapping). Click the “Add Rows” button, Enter in the number of rows you would like to add and click “OK.”



Section I – Calibration Factors: This section contains the calibration factors, which must match the calibration factors shown on Worksheet 2 of the URRT.

- **Age Calibration factor:** Enter the age calibration factor using the federal age curve and projected membership. Carriers are expected to demonstrate the calculation of this factor in an exhibit in Excel format with working formulas.
- **Geographic Calibration Factor:** Enter the geographic calibration factor using the geographic factors and projected membership for each geographic rating area. Carriers are expected to demonstrate the calculation of this factor in an exhibit in Excel format with working formulas.
- **Tobacco Calibration Factor:** Enter the tobacco calibration factor using the tobacco factors and projected membership for each age. Carriers are expected to demonstrate the calculation of this factor in an exhibit in Excel format with working formulas.
- **Aggregate Calibration Factor:** This is a calculated field. Do not enter a value.

Section II – Plan Level Information: This section contains the component factors of the plan level adjustments (actuarial value/cost sharing, network and management, non-EHB coverage, catastrophic adjustment, and administrative costs excluding Exchange fees) at the plan level for both the current and projection periods, along with other information for the plan such as metal level, wellness indicator and whether the plan will be sold on the Exchange.

- **HIOS Plan ID:** Enter the Standard Component Plan ID (assigned in HIOS) for all plans associated with the rate filing, including plans that were included in the most recently approved rate filing but will be terminated prior to the effective date of this filing and new plans that will be first offered on the effective date of this filing.
- **Plan Type:** Enter the Network Description associated with the product. Allowable entries are the following: ‘HMO’ (health maintenance organization), ‘POS’ (point of service), ‘PPO’ (preferred

Nevada Division of Insurance

Instructions for Completing the Nevada Rate Filing Template – Version 4.2.2

provider organization), 'EPO' (Exclusive Provider Organization), 'Indemnity' (indemnity), and 'Other' (other).

- **Current Period Plan Marketing Name:** Enter the Marketing name used for the plan in the current period.
- **Projected Period Plan Status:** Enter one of the following allowable entries depending on the status of the plan for this filing – Enter 'N' for new plans, 'T' for plans that will not be offered in the projected period, 'R' for the issuer's plans that will be renewed in the projected period and 'R-CG' for renewed plans previously offered by another issuer within the controlled group.
- **Projected Period Plan Marketing Name:** Enter the Marketing name that will be used for the discontinued plan that will be mapped to a new or existing plan in the projected period.
- **Metallic Tier:** Enter the metal level that corresponds with the Metal AV. Allowable entries are the following: 'P' (Platinum), 'G' (Gold), 'S' (Silver), 'Std. B' (Standard Bronze), 'Exp. B' (Expanded Bronze), and 'C' (Catastrophic).
- **Metallic Tier Actuarial Value:** Enter the actuarial value as calculated by HHS' AV Calculator. If the plan has a unique plan design that required the actuary to make an adjustment to HHS' AV Calculator value as allowed under 45 CFR156.135(b)(2) or (b)(3), the adjusted value that was certified should be entered.
- **AV Basis:** If the plan's AV was calculated using HHS AV Calculator without adjustment, enter 'Std'. If the plan has a unique plan design that required the actuary to make an adjustment to HHS' AV Calculator value as allowed under 45 CFR156.135(b)(2), enter 'Unique – 1'. If the plan has a unique plan design that required the actuary to make an adjustment to HHS' AV Calculator value as allowed under 45 CFR156.135(b)(3), enter 'Unique – 2'.
- **Exchange Indicator:** Identify whether the plan is (or is expected) to be sold on the Exchange ('On/Off') or off the Exchange ('Off').
- **Wellness Indicator:** An indicator of whether or not the plan offers participation in a wellness program as part of its rating provisions. Allowable field entries are 'Y' and 'N.' For small group filings, if premium rates vary based on tobacco use status, this field must be populated with a 'Y'. For the individual market this field should be 'N' for all entries.
- **Pediatric Dental Indicator:** An indicator of whether or not the plan provides coverage for an embedded pediatric dental benefit. Allowable field entries are 'Y' and 'N.'
- **Non-EHB Services Indicator:** An indicator of whether or not the plan includes non-EHB services. Allowable field entries are 'Y' and 'N.'

Nevada Division of Insurance

Instructions for Completing the Nevada Rate Filing Template – Version 4.2

- **Current Year Market Adjusted Index Rate:** This is a populated field from WS #4. Do not enter a value.
- **Current Year Rating Factors:** For plans that are offered for the first time, enter a zero in the 'Current' rating factors section. The 'Current' factors should reflect those factors that the carrier employed in its most recently approved rate filing.
 - **Total Covered Lives during current period:** Enter the total number of lives associated with each plan in the current period. This **should not** include mapped enrollment.
 - **Induced Utilization:** Enter the multiplicative factors that are applied in rating to reflect the anticipated changes in utilization due to cost sharing differences. This entry refers to the plan level adjustment allowed under 45 CFR 156.80 (D)(2)(i) due to the anticipated changes in utilization due to cost sharing differences. This factor **should not** reflect differences in health status.
 - **Cost Sharing Design:** Enter the multiplicative factors that are applied in rating to reflect the relative value of the plan's cost sharing provisions. These factors should reflect anticipated differences in plan liabilities under different cost sharing provisions for each plan relative to the adjusted index rate but should not include the anticipated changes in utilization due to cost sharing differences. This entry refers to the plan level adjustment allowed under 45 CFR 156.80 (D)(2)(i) which reflects the relative value of the plan's cost sharing differences without regard to the differences in utilization.
 - **Provider Network:** Enter the multiplicative factors that are applied in rating to reflect the relative value of the plan's provider network, delivery system characteristics, and utilization management practices. These factors should reflect these cost differences for each plan relative to the adjusted index rate. This entry refers to the plan level adjustment allowed under 45 CFR 156.80 (D)(2)(ii).
 - **Benefits in Addition to Essential Health Benefits (EHB):** Enter the multiplicative factors that are applied in rating to reflect the value of all of the plan's benefits in addition to the required EHBs. These factors should reflect the non-EHB cost differences for each plan relative to the adjusted index rate. This entry refers to the plan level adjustment allowed under 45 CFR 156.80 (D)(2)(iii).
 - **Catastrophic Eligibility:** Enter the multiplicative factors that are applied in rating to reflect the effect of specific eligibility categories for catastrophic plans. These factors should reflect the cost differences for each plan relative to the adjusted index rate. This entry refers to the plan level adjustment allowed under 45 CFR 156.80 (D)(2)(v).
 - **Projected Paid Claims:** This is a calculated field. Do not enter a value.
 - **Administrative Costs Excluding Exchange Fees:** Enter the administrative cost factor (as a percentage), which is applied in rating to reflect the administrative cost components associated with each plan. These factors should not include Exchange User Fees, but should include amounts for risk and profit margin. This entry refers to the plan level adjustment allowed under 45 CFR 156.80 (D)(2)(iv).
 - **Current Plan Adjusted Index Rate:** This is a calculated field. Do not enter a value.

Nevada Division of Insurance

Instructions for Completing the Nevada Rate Filing Template – Version 4.2

- **Current Year Calibrated Plan Adjusted Index Rate PMPM:** Enter the calibrated plan adjusted index rate by plan for the current period.

Nevada Division of Insurance

Instructions for Completing the Nevada Rate Filing Template – Version 4.2

- **Projection Year Rating Factors:** For plans that will be terminated prior to the effective date of this filing, leave the following fields blank. Enter the appropriate factor for all other plans.
 - **Total Projected Member Months:** Enter the total member months associated with membership for the projection period.
 - **Induced Utilization:** Enter the multiplicative factors that are applied in rating to reflect the anticipated changes in utilization due to cost sharing differences. This entry refers to the plan level adjustment allowed under 45 CFR 156.80 (D)(2)(i) due to the anticipated changes in utilization due to cost sharing differences. This factor **should not** reflect differences in health status.
 - **Cost Sharing Design:** Enter the multiplicative factors that are applied in rating to reflect the relative value of the plan's cost sharing provisions. These factors should reflect anticipated differences in plan liabilities under different cost sharing provisions for each plan relative to the adjusted index rate but should not include the anticipated changes in utilization due to cost sharing differences. This entry refers to the plan level adjustment allowed under 45 CFR 156.80 (D)(2)(i) which reflects the relative value of the plan's cost sharing differences without regard to the differences in utilization.
 - **Provider Network:** Enter the multiplicative factors that are applied in rating to reflect the relative value of the plan's provider network, delivery system characteristics, and utilization management practices. These factors should reflect the cost differences for each plan relative to the adjusted index rate. This entry refers to the plan level adjustment allowed under 45 CFR 156.80 (D)(2)(ii).
 - **Benefits in Addition to Essential Health Benefits (EHB):** Enter the multiplicative factors that are applied in rating to reflect the value of all of the plan's benefits in addition to the required EHBs. These factors should reflect the non-EHB cost differences for each plan relative to the adjusted index rate. This entry refers to the plan level adjustment allowed under 45 CFR 156.80 (D)(2)(iii).
 - **Catastrophic Eligibility:** Enter the multiplicative factors that are applied in rating to reflect the effect of specific eligibility categories for catastrophic plans. These factors should reflect the cost differences for each plan relative to the adjusted index rate. This entry refers to the plan level adjustment allowed under 45 CFR 156.80 (D)(2)(v).
 - **Projected Paid Claims:** This is a calculated field. Do not enter a value.
 - **Administrative Costs:** Enter the total administrative expense as a percentage of premium.
 - **Taxes and Fees (Not Including Exchange Fees):** Enter the total for taxes and fees (not including Exchange fees) as a percentage.
 - **Profit or Contingency:** Enter the total amount allocated for profit and risk charge as a percent of premium.
 - **Plan Adjusted Index Rate:** This is a calculated field. Do not enter a value.

Nevada Division of Insurance

Instructions for Completing the Nevada Rate Filing Template – Version 4.2

- **Projected Year Calibrated Plan Adjusted Index Rate PMPM:** This is a calculated field. Do not enter a value.
- **Change in Plan Adjusted Index Rate:** This is a calculated field. Do not enter a value.
- **Change in Calibrated Plan Adjusted Index Rate:** This is a calculated field. Do not enter a value.
- **Premium before Retention Load and Calibration:** This is a calculated field. Do not enter a value.

Nevada Division of Insurance

Instructions for Completing the Nevada Rate Filing Template – Version 4.2

Worksheet 6: Rating Factors

This worksheet collects information relating to the carrier's rating factors as well as the quarterly trend rate for small group carriers. Carriers are expected to submit a separate exhibit, in Excel format with working formulas, which demonstrates the calculation of these factors and provide detailed documentation of the methodology used to determine these factors in the actuarial memorandum.

Section I - Network Factors: The network factors entered in the 'Experience' column should equal the network factors used in the rate filing approved for the experience period as defined in the Unified Rate Review Template (URRT). The network factors entered in the 'Current' column should equal the network factors used in the most recently approved rate filing. For the 'Proposed' rating factors, the network factor should represent the proposed factors used in the submitted rate filing.

Section II - Geographic Adjustment Factors: The geographic adjustment factors entered in the 'Experience' column should equal the geographic adjustment factors used in the experience period as defined in the Unified Rate Review Template (URRT). The geographic adjustment factors entered in the 'Current' column should equal the geographic adjustment factors used in the most recently approved rate filing. For the 'Proposed' rating factors, the geographic adjustment should represent the proposed factors used in the submitted rate filing.

Section III - Quarterly Trend rate: This section should be completed for small group single risk pool filings only. Enter the annualized trend rate for each quarter.

Section IV - Age and Tobacco Factors:

- **Age Factor:** Nevada uses the default federal age curve. The age factors for the 'Experience Period', 'Current Period' and 'Projected period' columns have been pre-populated. Do not change these factors.
- **Tobacco Factor:** The tobacco use adjustment factors entered in the 'Experience Period' column (Column E) should represent the factors used in the experience period as defined in the URRT. The tobacco use adjustment factors in the 'Current' column (Column F) should represent the factors used in the most recently approved rate filing. For the 'Proposed' rating factors, the tobacco use adjustment entered in column G should represent the proposed factors used in this submitted rate filing.
- **Tobacco Membership Distribution (As a Percentage):** Enter the actual percentage of members using tobacco products at each age for the experience period and the current period. For the projection period, enter the assumed percentage of members using tobacco products for each age, which is used to calculate the tobacco calibration factor for this filing.
- **Total Member Months:** These are calculated fields. Do not enter any values.
- **Membership Distribution:** These are calculated fields. Do not enter any values.
- **Age Calibration:** These are calculated fields. Do not enter any values.
- **Tobacco Calibration:** These are calculated values. Do not enter any values.

Nevada Division of Insurance

Instructions for Completing the Nevada Rate Filing Template – Version 4.2

Worksheet 7: Risk Adjustment

This worksheet collects information relating to the calculation of the risk adjustment transfer payment amounts payable to or by the carrier under the federal risk adjustment program. Carriers may choose to use a non-standardized approach which must be supported by a detailed narrative in the actuarial memorandum as well as a numerical demonstration of the calculation submitted in Excel format with working formulas.

Regardless of the methodology used, carriers are expected to provide detailed support for each element of the calculation of the risk adjustment transfer payments in the actuarial memorandum.

- Section I (Historical Statewide Factors):
 - The information in the first two columns in the table will be auto populated and cannot be changed.
 - The third column should be completed by the carrier if that information comes available after the template is provided to the carriers.
 - The Projected column should be filled out if the methodology used to estimate the projected Risk Adjustment is based on estimating the formula factors for both Statewide and the carrier.
- Section II (Historical Carrier Factors):
 - The first two columns in the table must be completed, regardless of how the projected Risk Adjustment is calculated. The factors entered must be based on the information received from CMS regarding the Risk Adjustment transfer amount for each year (i.e., TPIR report), not the factors from a third-party vendor.
 - The third column should be completed once that information is available, which is usually after the initial filing but during the review process.
 - The Projected column should be completed if the methodology used to estimate the projected Risk Adjustment is based on estimating the formula factors for both Statewide and the carrier.
- Section III (Historical Carrier Results):
 - The first two columns in the table must be completed with the estimated transfer amount from the filing for that year, actual Risk Adjustment transfer amount and actual member months. The actual information must be based on the information received from CMS regarding the Risk Adjustment transfer amount for each year (i.e., TPIR report), not the factors from a third-party vendor. If the after RADV amount is known, please provide that amount as well. If it is not known, that row can be left blank.
 - The third column in the table should be completed with the estimated transfer amount from the filing for that year and the actual Risk Adjustment transfer amount, if known, and the actual member months. If the actual transfer amount is not known, please complete that column with the most recent estimate for the transfer amount. If this amount does not match the Risk Adjustment amount in the experience period section of the URRT, the carrier will be asked to explain. If the after RADV amount is known, please provide that amount as well. If it is not known, that row can be left blank.
 - The fourth column in the table should be completed with the estimated transfer amount and member months from the approved filing for that year.

Nevada Division of Insurance

Instructions for Completing the Nevada Rate Filing Template – Version 4.2

- The fifth column should be completed with the projected Risk Adjustment amount and member months as shown in the submitted filing.

Nevada Division of Insurance

Instructions for Completing the Nevada Rate Filing Template – Version 4.2

Worksheet 8: Experience by Month - Trend Justification

The information collected in this worksheet is intended to provide support for the trend assumptions included in this filing.

For dollar entries where the carrier is reporting no experience, the carrier should enter zero. New carriers should complete sections II, IV and VI. The worksheet collects the following information in five sections:

Section I. Annual Adjustments – NV SRP: This section collects information related to annual adjustments that may need to be made to experience data before it can be used to determine a trend assumption. This section deals with experience based on Nevada-only data for the single risk pool filed.

- **Federal Reinsurance Recoverable:** Enter the net adjustment to claims as a result of reimbursements received from the federal transition reinsurance program. Enter amounts recoverable from the federal reinsurance program as positive values.
- **Private Reinsurance Recoverable:** Enter the net adjustment to claims as a result of reimbursements received from private reinsurance arrangements. Enter amounts recoverable from private reinsurance arrangements as positive values.
- **Federal Risk Adjustment:** Enter the actual/expected net amounts payable to or from the federal risk adjustment program, including any risk adjustment user fees. Amounts payable to the carrier should be entered as a positive value.
- **Federal Risk Corridor:** Enter the amounts paid by the federal risk corridor program as a positive number. Do not include any amounts that may be owed to a carrier but have not yet been paid. Enter any amounts paid or payable by a carrier as a negative value.
- **Adjustment for large claims:** Enter the total amount of incurred claims for all large claimants incurred in the applicable period. The value entered should include actual runout plus an estimate of IBNP, if applicable.
- **Other Adjustments:** Enter any other adjustments to claims for the applicable period. Amounts that reduce a carrier's liability should be entered as a positive value.

Section II. Annual Adjustments – Alternate Data Source: This section collects information related to annual adjustments that may need to be made to the experience data before it can be used to determine a trend assumption. This section collects experience similar to that in Section I but based on an alternate data source.

- **Federal Reinsurance Recoverable:** Enter the net adjustment to claims as a result of reimbursements received from the federal transition reinsurance program. Enter amounts recoverable from the federal reinsurance program as positive values.
- **Private Reinsurance Recoverable:** Enter the net adjustment to claims as a result of reimbursements received from private reinsurance arrangements. Enter amounts recoverable from private reinsurance arrangements as positive values.

Nevada Division of Insurance

Instructions for Completing the Nevada Rate Filing Template – Version 4.2

- **Federal Risk Adjustment:** Enter the actual/expected net amounts payable to or from the federal risk adjustment program, including any risk adjustment user fees. Amounts payable to the carrier should be entered as a positive value.
- **Federal Risk Corridor:** Enter the amounts paid by the federal risk corridor program as a positive number. Do not include any amounts that may be owed to a carrier but have not yet been paid. Enter any amounts paid or payable by a carrier as a negative value.
- **Adjustment for large claims:** Enter the total amount of incurred claims for all large claimants incurred in the applicable period. The value entered should include actual runout plus an estimate of IBNP, if applicable.
- **Other Adjustments:** Enter any other adjustments to claims for the applicable period. Amounts that reduce a carrier's liability should be entered as a positive value.

Section III: Description of Data – NV SRP: Enter a description of the data used for trend development.

Section IV: Description of Data – Alternate Data Source: Enter a description of the data used for trend development.

Section V. Experience Data by Month - NV SRP: This section collects experience data for all Nevada policies in the single risk pool (SRP) for the applicable period. This worksheet captures the historical claims data that was used to support the carrier's trend assumption from worksheets 8a through 8e and should be completed by all carriers with policies in the SRP during any part of the period. If the Nevada experience of the single risk pool included in the filing is considered to be less than 100% credible section VI must also be completed. Carriers with no Nevada experience in the SRP filed should leave this section unpopulated.

- **Members:** This is a calculated column consisting of the summation of the same column in worksheets 8a-8e
- **Earned Premium:** This is a calculated column consisting of the summation of the same column in worksheets 8a-8e
- **Paid Medical Claims:** This is a calculated column consisting of the summation of the same column in worksheets 8a-8e
- **Completion Factor:** Enter completion factors for the indicated month. Express this as a percentage.
- **Incurred Medical Claims:** This is a calculated field. Do not enter a value.
- **Large Incurred Claims:** This is a calculated column consisting of the summation of the same column in worksheets 8a-8e
- **Incurred Claims PMPM:** This is a calculated field. Do not enter a value.
- **Cost Sharing - Member:** This is a calculated column consisting of the summation of the same column in worksheets 8a-8e
- **Cost Sharing - HHS (CSR):** This is a calculated column consisting of the summation of the same column in worksheets 8a-8e
- **RX Claims:** This is a calculated column consisting of the summation of the same column in

Nevada Division of Insurance

Instructions for Completing the Nevada Rate Filing Template – Version 4.2
worksheets 8a-8e

- **RX Rebates:** This is a calculated column consisting of the summation of the same column in worksheets 8a-8e
- **Capitated Claims:** This is a calculated column consisting of the summation of the same column in worksheets 8a-8e
- **Total Incurred Claims:** This is a calculated column consisting of the summation of the same column in worksheets 8a-8e
- **Total Incurred Claims PMPM:** This is a calculated column consisting of the summation of the same column in worksheets 8a-8e
- **Large Incurred Claims:** This is a calculated column consisting of the summation of the same column in worksheets 8a-8e
- **Allowed Claims:** This is a calculated column consisting of the summation of the same column in worksheets 8a-8e
- **Allowed PMPM :** This is a calculated field. Do not enter a value.
- **Loss Ratio:** This is a calculated field. Do not enter a value.

Nevada Division of Insurance

Instructions for Completing the Nevada Rate Filing Template – Version 4.2

- **Normalization Factors:** This section reports average normalization factors, so that changes in the characteristics of the population over time may be removed from trend analysis to determine a secular trend. The normalization factors are not required to be the same as the factors used in setting premiums; however, a common set of factors must be used for all 36 months in the experience period so that changes in the average normalization factors reflect changes in the population and not in the factors themselves. The factors should be determined based on all covered members, not just those with incurred claims.
 - **Age/Gender:** Enter the average age/gender factor (weighted by membership) for the membership that was in force for the applicable month. If the Risk /Morbidity normalization factor (discussed below) incorporates the portion of risk related to age and gender, this field should be populated with 1.00.
 - **Benefit Richness:** Enter the average factors related to the underlying cost sharing benefits (weighted by membership) for the membership that was in force for the applicable month. This should reflect an estimate of the average incurred to allowed ratio, plus induced utilization, across all plans.
 - **Risk /Morbidity:** Enter the average risk score or morbidity factor (weighted by membership) that represents the estimated morbidity for the membership that was in force for the applicable month. The value entered may be the HHS risk score used for risk adjustment, but it is not required to be the HHS risk score. The most recent risk adjustment model (weighted by membership).
 - **Geographic Area:** Enter the average geographic factor (weighted by membership) for the membership that was in force for the applicable month.
 - **Tobacco:** Enter the average tobacco factor (weighted by membership) for the membership that was in force for the applicable month. If the carrier does not propose utilizing rates based on tobacco use, this field should be populated with a 1.00.
 - **Other:** Enter the average 'other' factor (weighted by membership) for the membership that was in force for the applicable month. This estimate should reflect the normalization of the claim costs for any other dynamics that impact cost and are not better reflected in one of the above categories. At a minimum this would include factors related to network management and benefits provided in addition to EHB which correspond to the rating factors described in 45 CFR Part 156.80(d)(2)(ii) and (iii).

Nevada Division of Insurance

Instructions for Completing the Nevada Rate Filing Template – Version 4.2

Section VI. Experience Data by Month – Alternate Data Source: This section collects experience data similar to what is collected in Section IV but based on an alternate data source. This worksheet captures the historical claims data entered in worksheets 8a through 8f that was used to support the carrier's trend assumption. If the Nevada experience of the single risk pool included in the filing (i.e., the same experience as that shown in section is considered 100% credible and was used as the basis for developing the trend assumption, this section may be left unpopulated. If other experience was used to support the trend assumption, enter the experience for this alternate population in this section as described below.

- **Members:** This is a calculated column consisting of the summation of the same column in worksheets 8a-8e
- **Earned Premium:** This is a calculated column consisting of the summation of the same column in worksheets 8a-8e
- **Paid Medical Claims:** This is a calculated column consisting of the summation of the same column in worksheets 8a-8e
- **Completion Factor:** Enter completion factors for the indicated month. Express this as a percentage.
- **Incurred Medical Claims:** This is a calculated field. Do not enter a value.
- **Large Incurred Claims:** This is a calculated column consisting of the summation of the same column in worksheets 8a-8e
- **Incurred Claims PMPM:** This is a calculated field. Do not enter a value.
- **Cost Sharing - Member:** This is a calculated column consisting of the summation of the same column in worksheets 8a-8e
- **Cost Sharing - HHS (CSR):** This is a calculated column consisting of the summation of the same column in worksheets 8a-8e
- **RX Claims:** This is a calculated column consisting of the summation of the same column in worksheets 8a-8e
- **RX Rebates:** This is a calculated column consisting of the summation of the same column in worksheets 8a-8e
- **Capitated Claims:** This is a calculated column consisting of the summation of the same column in worksheets 8a-8e
- **Total Incurred Claims:** This is a calculated column consisting of the summation of the same column in worksheets 8a-8e
- **Total Incurred Claims PMPM:** This is a calculated column consisting of the summation of the same column in worksheets 8a-8e
- **Large Incurred Claims:** This is a calculated column consisting of the summation of the same column in worksheets 8a-8e
- **Allowed Claims:** This is a calculated column consisting of the summation of the same column in worksheets 8a-8e
- **Allowed PMPM :** This is a calculated field. Do not enter a value.

Nevada Division of Insurance

Instructions for Completing the Nevada Rate Filing Template – Version 4.2

- **Loss Ratio:** This is a calculated field. Do not enter a value.

Nevada Division of Insurance

Instructions for Completing the Nevada Rate Filing Template – Version 4.2

- **Normalization Factors:** This section reports average normalization factors, so that changes in the characteristics of the population over time may be removed from trend analysis to determine a secular trend. The normalization factors are not required to be the same as the factors used in setting premiums; however, a common set of factors must be used for all 36 months in the experience period so that changes in the average normalization factors reflect changes in the population and not in the factors themselves. The factors should be determined based on all covered members, not just those with incurred claims.
 - **Age/Gender:** Enter the average age/gender factor (weighted by membership) for the membership that was in force for the applicable month. If the Risk /Morbidity normalization factor (discussed below) incorporates the portion of risk related to age and gender, this field should be populated with 1.00.
 - **Benefit Richness:** Enter the average factors related to the underlying cost sharing benefits (weighted by membership) for the membership that was in force for the applicable month. This should reflect an estimate of the average incurred to allowed ratio, plus induced utilization, across all plans.
 - **Risk /Morbidity:** Enter the average risk score or morbidity factor (weighted by membership) that represents the estimated morbidity for the membership that was in force for the applicable month. The value entered may be the HHS risk score used for risk adjustment, but it is not required to be the HHS risk score. The most recent risk adjustment model (weighted by membership).
 - **Geographic Area:** Enter the average geographic factor (weighted by membership) for the membership that was in force for the applicable month.
 - **Tobacco:** Enter the average tobacco factor (weighted by membership) for the membership that was in force for the applicable month. If the carrier does not propose utilizing rates based on tobacco use, this field should be populated with a 1.00.
 - **Other:** Enter the average 'other' factor (weighted by membership) for the membership that was in force for the applicable month. This estimate should reflect the normalization of the claim costs for any other dynamics that impact cost and are not better reflected in one of the above categories. At a minimum this would include factors related to network management and benefits provided in addition to EHB which correspond to the rating factors described in 45 CFR Part 156.80(d)(2)(ii) and (iii).

Carriers are required to provide a detailed description of the data source and methodology used to determine each of these factors and provide quantitative support where appropriate.

Nevada Division of Insurance

Instructions for Completing the Nevada Rate Filing Template – Version 4.2

Worksheet 8a – 8e: Experience by Month - Trend Justification by Metal Tier

The information collected in this worksheet is intended to provide support for the trend assumptions included in this filing. Each worksheet is broken down by Metal tier. Refer to the worksheet title in Cell B1 to determine the appropriate metal tier for which data is to be entered.

For dollar entries where the carrier is reporting no experience, the carrier should enter zero.

Section I. Experience Data by Month - NV SRP: This section collects experience data for all Nevada policies in the single risk pool (SRP) for the applicable period. This worksheet captures the historical claims data that was used to support the carrier's trend assumption and should be completed by all carriers with policies in the SRP during any part of the period. If the Nevada experience of the single risk pool included in the filing is considered to be less than 100% credible section V must also be completed. Carriers with no Nevada experience in the SRP filed should leave this section unpopulated.

- **Members:** Enter the number of member months applicable for that month
- **Earned Premium:** Enter the total premium that was earned from members during the indicated month.
- **Paid Medical Claims:** Enter the total claims paid (Net of CSR Recoveries, as applicable), including runout for incurral dates during the indicated month. These amounts are reported net of cost sharing amounts payable by HHS under the cost sharing reduction program.
- **Completion Factor:** Enter completion factors for the indicated month. Express this as a percentage.
- **Incurred Medical Claims:** This is a calculated field. Do not enter a value.
- **RX Claims:** Enter the incurred Rx Claim dollars for each incurred month. Any IBNR should be included in the amounts entered.
- **RX Rebates:** Enter the total amount of prescription drug rebates that are paid directly by the manufacturer to the carrier as a negative number. If the carrier does not receive rebate reports at the product, plan and month level, the carrier should allocate the rebates and be prepared to support the allocation if the Division requests it. Estimates of rebates anticipated to be received but have not yet been received should be included. These estimates should be documented and provided to the Division upon request. *This value should be entered as a negative number.*
- **Capitated Claims:** Enter the total amount of any capitated claims by incurred month.
- **Total Incurred Claims:** This is a calculated field. Do not enter a value.
- **Total Incurred Claims PMPM:** This is a calculated field. Do not enter a value.
- **Large Incurred Claims:** Enter the amount of large claims incurred for the applicable month. This amount will be removed from the trend calculation.
- **Allowed Claims:** Enter the amount of claims after the removal of any duplicates, claims for non-covered services, or COB, and after the application of provider discounts and HHS cost sharing, but prior to reduction for any member cost sharing. Include actual runout as well as an estimate of

Nevada Division of Insurance

Instructions for Completing the Nevada Rate Filing Template – Version 4.2
claims incurred but not yet paid. (Should reflect actual runout or completion factors, as appropriate, net of CSR recoverables, as applicable, and prescription drug rebates.)

- **Allowed PMPM:** This is a calculated field. Do not enter a value.

Nevada Division of Insurance

Instructions for Completing the Nevada Rate Filing Template – Version 4.2

- **Loss Ratio:** This is a calculated field. Do not enter a value.

Section II. Experience Data by Month – Alternate Data Source: This section collects experience data similar to what is collected in Section I but based on an alternate data source. This worksheet captures the historical claims data that was used to support the carrier's trend assumption. If the Nevada experience of the single risk pool included in the filing (i.e., the same experience as that shown in section

IV) is considered 100% credible and was used as the basis for developing the trend assumption, this section may be left unpopulated. If other experience was used to support the trend assumption, enter the experience for this alternate population in this section as described below.

- **Earned Premium:** Enter the total premium that was earned from members during the indicated month.
- **Paid Claims:** Enter the total claims paid, including runout for incurral dates during the indicated month. These amounts are reported net of cost sharing amounts payable by HHS under the cost sharing reduction program.
- **Completion Factors:** Enter completion factors for the indicated month
- **Incurred Claims :** This is a calculated field. Do not enter a value.
- **Large Incurred Claims:** Enter the amount of large claims incurred for the applicable month. This amount will be removed from the trend calculation.
- **Members:** Enter the number of member months applicable for that month
- **Incurred Claims PMPM:** This is a calculated field. Do not enter a value.
- **Cost Sharing - Member:** Enter the member cost sharing amount associated with services that were incurred for the month. The estimate should only include costs for which the member is liable (i.e., it should be net of any cost-sharing subsidies paid by HHS). Include estimates for claims incurred but not yet paid. *This item should be entered as a positive value.*
- **Cost Sharing - HHS (CSR):** Enter the HHS portion of cost sharing associated with services that were incurred for the month. Include estimates for claims incurred but not yet paid (IBNP).
- **RX Rebates:** Enter the total amount of prescription drug rebates that are paid directly by the manufacturer to the carrier. If the carrier does not receive rebate reports at the product, plan and month level, the carrier should allocate the rebates and be prepared to support the allocation if the Division requests it. Estimates of rebates anticipated to be received but have not yet been received should be included. These estimates should be documented and provided to the Division upon request. *This value should be entered as a negative number.*
- **Allowed Claims:** Enter the amount of claims after the removal of any duplicates, claims for non-covered services, or COB, and after the application of provider discounts and HHS cost sharing, but prior to reduction for any member cost sharing. Include actual runout as well as an

Nevada Division of Insurance

Instructions for Completing the Nevada Rate Filing Template – Version 4.2

estimate of claims incurred but not yet paid. (Should reflect actual runout or completion factors, as appropriate, net of CSR recoverables, as applicable, and prescription drug rebates.)

- **Allowed PMPM** : This is a calculated field. Do not enter a value.
- **Loss Ratio**: This is a calculated field. Do not enter a value.

Nevada Division of Insurance

Instructions for Completing the Nevada Rate Filing Template – Version 4.2

Worksheet 8f: Experience by Month - Trend Justification – Alternate Data Source (No Metal Tiers)

The information collected in this worksheet is intended to provide support for the trend assumptions included in this filing when the data used is from an alternate data source which does not include plans with metal tiers.

For dollar entries where the carrier is reporting no experience, the carrier should enter zero.

Section I. Experience Data by Month – Alternate Data Source: This section collects experience data similar to what is collected in 8a through 8e but based on an alternate data source that does not include plans with metal tiers. This worksheet captures the historical claims data that was used to support the carrier’s trend assumption. If the Nevada experience of the single risk pool included in the filing (i.e., the same experience as that shown in section is considered 100% credible and was used as the basis for developing the trend assumption, or an alternate data source was used which was comprised of only plans with metal tiers, this section may be left unpopulated. If other experience, which did not include plans with metal tiers, was used to support the trend assumption, enter the experience for this alternate population in this section as described below.

- **Earned Premium:** Enter the total premium that was earned from members during the indicated month.
- **Paid Claims:** Enter the total claims paid, including runout for incurral dates during the indicated month. These amounts are reported net of cost sharing amounts payable by HHS under the cost sharing reduction program.
- **Completion Factors:** Enter completion factors for the indicated month
- **Incurred Claims :** This is a calculated field. Do not enter a value.
- **Large Incurred Claims:** Enter the amount of large claims incurred for the applicable month. This amount will be removed from the trend calculation.
- **Members:** Enter the number of member months applicable for that month
- **Incurred Claims PMPM:** This is a calculated field. Do not enter a value.
- **Cost Sharing - Member:** Enter the member cost sharing amount associated with services that were incurred for the month. The estimate should only include costs for which the member is liable (i.e., it should be net of any cost sharing subsidies paid by HHS). Include estimates for claims incurred but not yet paid. *This item should be entered as a positive value.*
- **Cost Sharing - HHS (CSR):** Enter the HHS portion of cost sharing associated with services that were incurred for the month. Include estimates for claims incurred but not yet paid (IBNP).
- **RX Rebates:** Enter the total amount of prescription drug rebates that are paid directly by the manufacturer to the carrier. If the carrier does not receive rebate reports at the product, plan and month level, the carrier should allocate the rebates and be prepared to support the

Nevada Division of Insurance

Instructions for Completing the Nevada Rate Filing Template – Version 4.2

allocation if the Division requests it. Estimates of rebates anticipated to be received but have not yet been received should be included. These estimates should be documented and provided to the Division upon request. *This value should be entered as a negative number.*

- **Allowed Claims:** Enter the amount of claims after the removal of any duplicates, claims for non-covered services, or COB, and after the application of provider discounts and HHS cost sharing, but prior to reduction for any member cost sharing. Include actual runout as well as an estimate of claims incurred but not yet paid. (Should reflect actual runout or completion factors, as appropriate, net of CSR recoverables, as applicable, and prescription drug rebates.)
- **Allowed PMPM :** This is a calculated field. Do not enter a value.
- **Loss Ratio:** This is a calculated field. Do not enter a value.

Nevada Division of Insurance

Instructions for Completing the Nevada Rate Filing Template – Version 4.2

Worksheet 9: Nevada Experience Data (annual updates only)

This worksheet collects Nevada experience data by rating area for categories of service, which are consistent with the categories shown on worksheet 1 of the URRT. New carriers should leave this worksheet blank.

Complete this worksheet for annual updates only – both small group and individual

Section I – Member Months by Rating Area: This section collects total member months for the experience period and two years prior associated with the experience data collected in the fields below. For each year, enter the member months associated with the experience data entered in section II for each rating area.

Section II: This section collects experience data by rating area separately for the experience period and two years prior.

- **Admissions per 1,000:** Enter the total number of inpatient hospital admissions per 1,000 for the indicated year for each rating area.
- **Length of Stay:** Enter number of inpatient days for enrollees admitted to inpatient facilities for the year indicated and for each rating area.
- **Utilization per 1,000:** Enter the annualized utilization per thousand enrollees for each of the service categories (Inpatient Facility, Outpatient Facility, Professional, Other Medical, Capitation, and Prescription Drugs) by rating area. The utilization should be reflective of both EHB and non-EHB services present in the base period experience. The unit of measure for medical services should be consistent with the measurement units reported in the URRT and on Worksheet9.
- **Allowed Average Charge:** Enter the average allowed charge by service category for each rating area. Allowed Claims are claims after the removal of any duplicates, claims for non-covered services, or COB, and after the application of provider discounts.

Nevada Division of Insurance

Instructions for Completing the Nevada Rate Filing Template – Version 4.2

Worksheet 10a: Worksheet 1 of the URRT for the current year

This sheet requires the information provided on worksheet 1 of the URRT for the current year.

Worksheet 10b: Worksheet 2 of the URRT for the current year

This sheet requires the information provided on worksheet 2 of the URRT for the current year.

Worksheet 10c: Worksheet 1 of the URRT for the prior year

This sheet requires the information provided on worksheet 1 of the URRT for the prior year.

Worksheet 10d: Worksheet 2 of the URRT for the prior year

This sheet requires the information provided on worksheet 2 of the URRT for the prior year.